



NATIONAL CENTRE
FOR STATISTICS
& INFORMATION








Enhancing Knowledge

SULTANATE OF OMAN

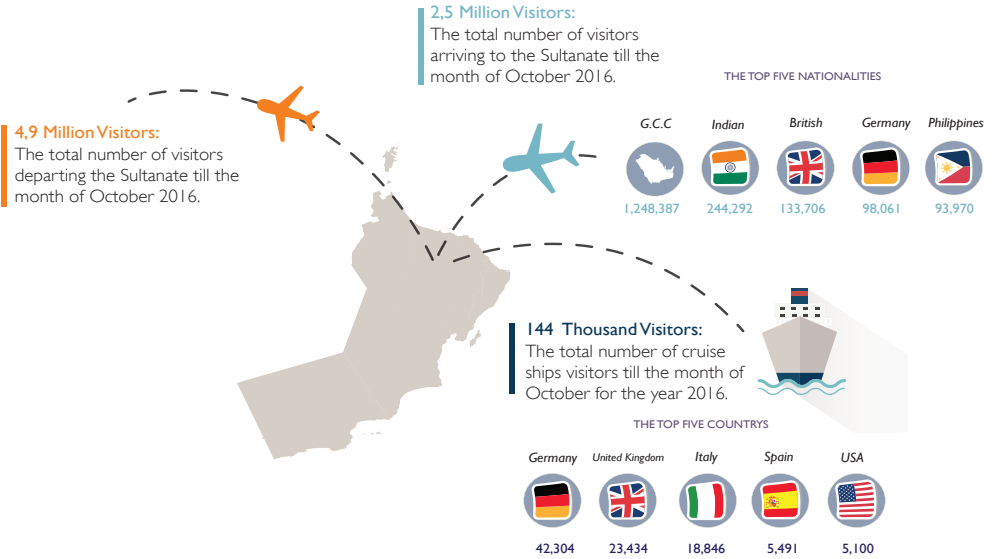
TOURISM INDEX REPORT

October 2016



     @NCSIOman  +968 9145 9145  80076274  www.ncsi.gov.om

Summary till the month of October 2016



1,2 Guests:
Total number of guests in (3-5 stars) hotel till the month of October 2016.



141 Million Omani Rials: Total of (3-5 stars) hotel revenues till the month of October 2016.

I- Number of Inbound and Outbound Visitors

I-1 Number of Inbound Visitors

192 Thousand Visitors Total numbers of visitors arriving to the Sultanate during the month of October 2016.

The Gulf visitors come at the first place, where their number reached 74 thousand visitors forming 38.3% during the month of October 2016.

10.7% The percentage of decrease in the number of visitors arriving to the Sultanate during the month of October 2016, compared to the same month of the previous year totaling (215) thousand visitors.

The Indian, British and Philippine nationalities came at the second, third and fourth place consecutively where they formed 11.2%, 7.2% and 5.1% during the month of October 2016.

Chart (1): Inbound Tourism: Number of Visitors, by nationalities group for the month of October 2015 – 2016

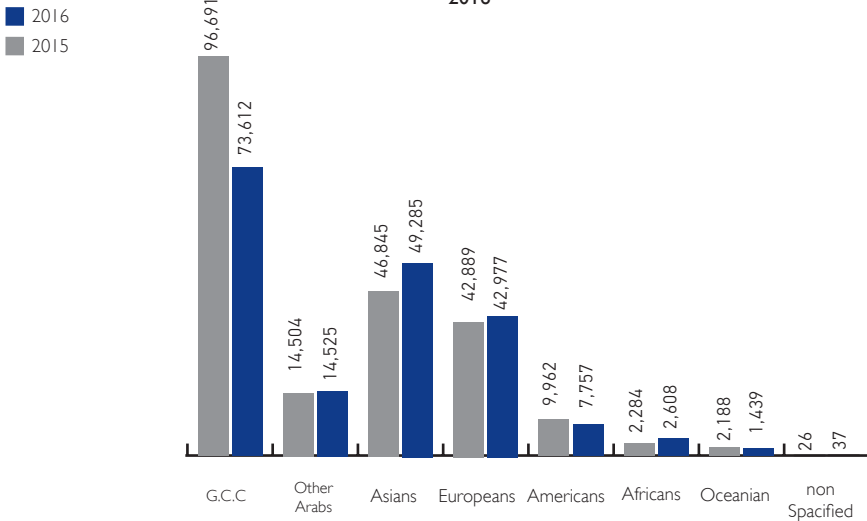
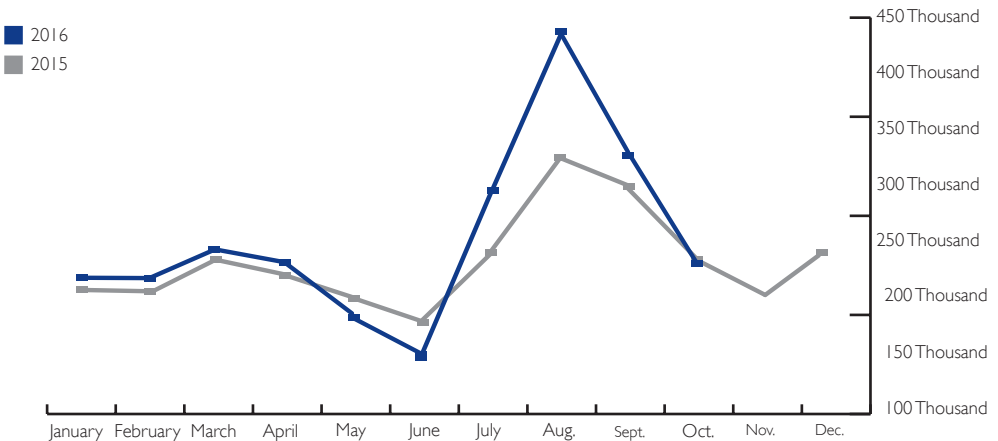


Chart (2): Inbound Tourism: Number of Visitors, by month's 2015 – 2016



- **I-2 Number of Outbound Visitors**

475 Thousand Visitors The Number of visitors departing from the Sultanate during the month of October 2016.

The Omanis departures form 65.3% from the total of visitors departing the Sultanate during the month of October 2016.

9.2% The percentage of Increase of visitors departing from the Sultanate in October 2016, compared to the same month of the previous year totaling (435) thousand visitors..

Chart (3): Outbound Tourism: Number of visitors, for the month of October 2015 – 2016

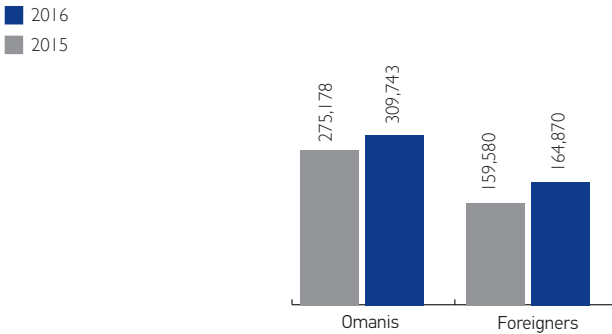
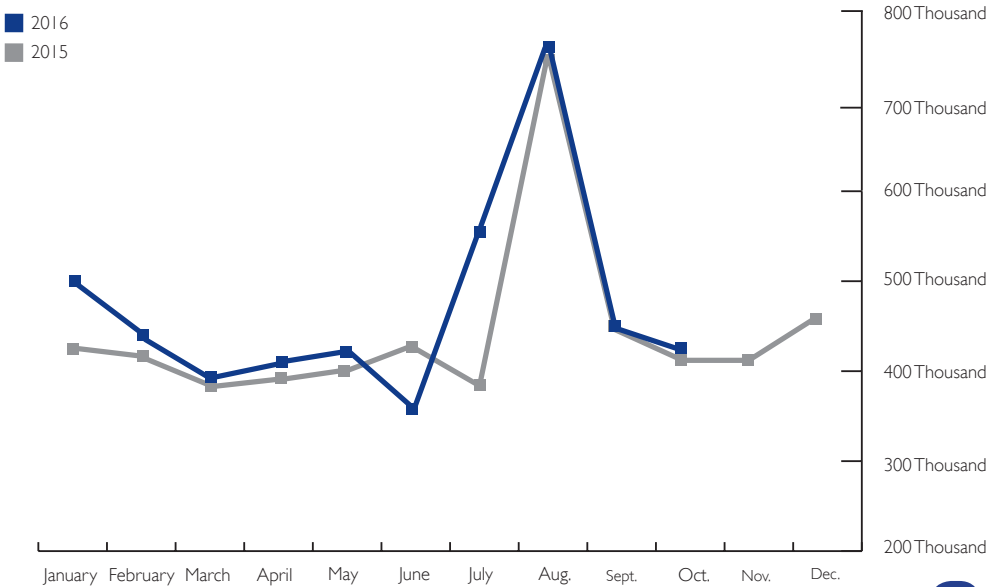


Chart (4): Outbound Tourism: Number of Visitors, by months, 2015 – 2016



2- Cruise Ships Visitors

720 Thousand Visitors
Number of cruise ships visitors during the month of October 2016.

28% Percentage of Europeans visitors from the total of visitors, most of them are British Nationality 17%.

78% Percentage decrease in cruise ship visitors during the month of October 2016, compared to the previous month of the same year; totaling (3,342) Thousand visitors.

19% Percentage decrease in number of cruise ship visitors during the month of October 2016, compared to the previous month of the same year; totaling (892) Thousand visitors.

Chart (5): Cruise Ships Visitors: Number of Visitors, by nationalities for the month of October 2015 – 2016.

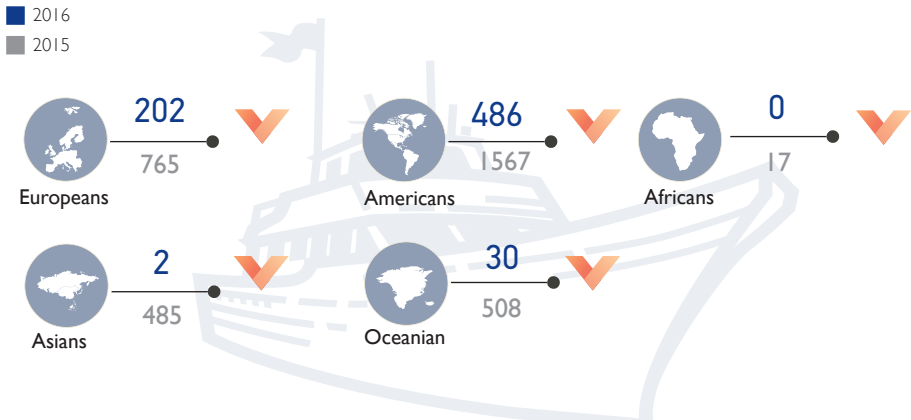
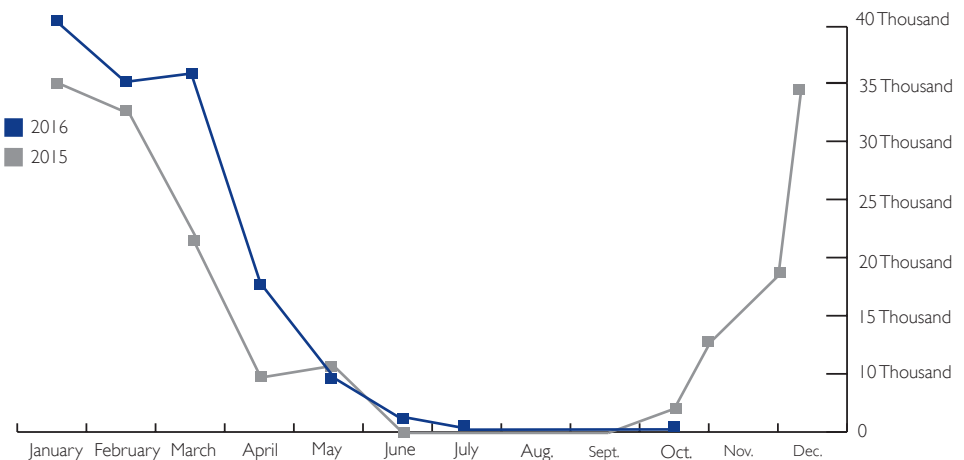


Chart (6): Cruise Ships Visitors: Number of Visitors, by months, 2015 – 2016.



3-Accommodation Services

Revenues

The revenues of (3-5 stars) Hotels reached (16,7) million Omani Rial during the month of October 2016, compared to (18,7) million Omani Rial in October 2015 with a decrease of (10.5%).

Guests

Total number of guests in the hotels during the month of October 2016 reached (141,045) guest compared to (122,186) guest during the same month in the year 2015 with a Increase of (15.4%).

Occupancy

Total occupancy rate in hotels mentioned reached (63.5%) during the month of October 2016, compared to (63.9%) in October 2015, with a decrease of (0.7%).

Chart (7):Accommodation Services: Number of guests, by nationalities for the month of October 2015 – 2016

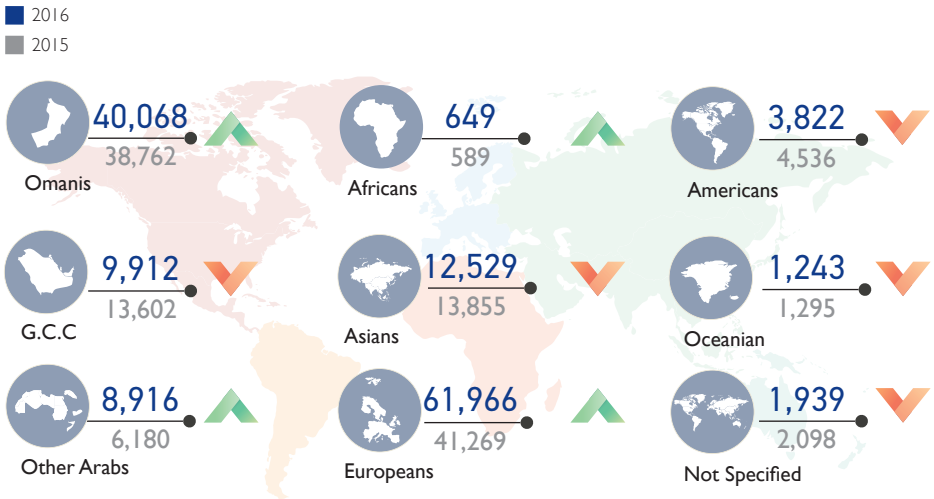
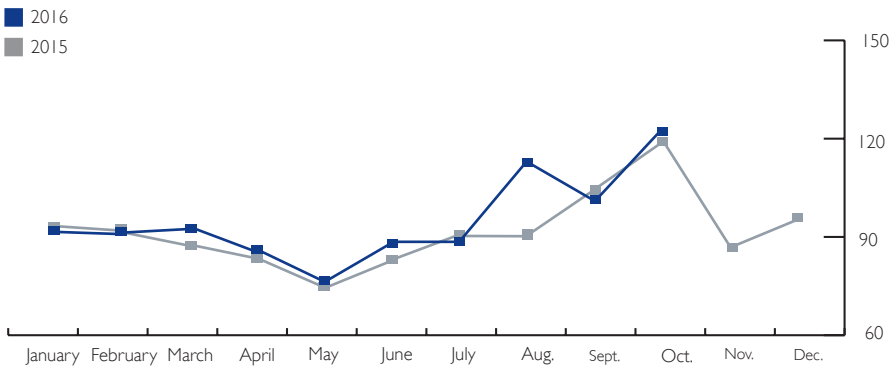


Chart (8):Accommodation Services price index (ASPI)*: by months, 2015 – 2016



* ASPI for (4-5 stars) hotels only.

